

# Cued Speech At-a-Glance Chart


## Rule 1

**Consonants** on their own: SIDE placement




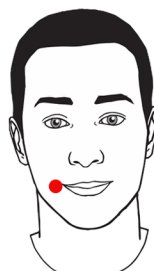



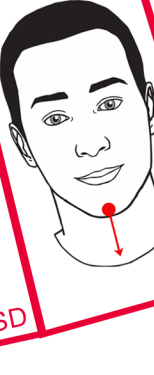
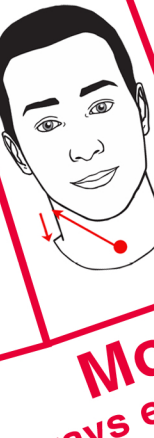

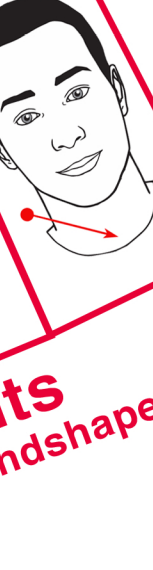
## Rule 2

**Vowels** on their own:  Handshape 5



## Rule 3

**Consonant** followed by a **vowel**: **TOGETHER**

								a vowel: <b>TOGETHER</b>											
/ɜ:/	/ð/	/h/		/t/	/w/	/θ/	/j/	/i:/	/e/	/ʊ/	/ɑ:/	/eɪ/	/iə/	/eə/	/əʊ/	/aʊ/			
/p/	/k/			/m/	/L/	/g/	/ŋ/	/ɔ:/	/ɒ/	/ɪ/	/ɜ:/	/ɔɪ/	/ʊə/						
/d/	/v/	/s/	/b/	/n/	/f/	/ʃ/	/dʒ/	/ʌ/	/u:/	/æ/	/ə/								
1.	2.	3.	4.	5.	6.	7.	8.												
Handshapes								Placements								Movements (Always end with handshape 5)			

